

Room
Temperature
Systems

LPX1000

Plate
Hotel

- Optimized for Larger Capacity Applications
- Available in Double Decker Configuration



LiCotel

LPX1000

The LPX1000 is optimized for larger-capacity applications. The LPX1000 is ideal for high-throughput labs with space constraints. For comfortable operation, the LPX1000 is available in Double Decker configuration, having two carousel decks.

The newly developed handling with higher speed is used in the LPX1000. For details, please refer to www.liconic.com. The LPX1000 with 1000 MTP capacity makes it perfectly suitable for large integrations. Its compact size and high capacity makes it also ideal for mixed plate applications. Various options and accessories are available.

Basic Device

	Order Nr.
LPX1000	9159 00 70

Options

	Order Nr.
Bar Code Reader option	9122 06 03
Plate Presence Sensor	9121 00 62
Plate overweight kit supports labware weight 300g up to 800g	9118 13 83
iMotion access speeds for time critical applications	9118 35 72
Fast access for time critical applications	9122 06 04
Housing / 1/2 Cover	9159 00 33
Cover Protection with integrated Door for manual access	9159 00 32
Bi-Level carousel platform	9136 05 04
Clear Access Door	9159 00 75

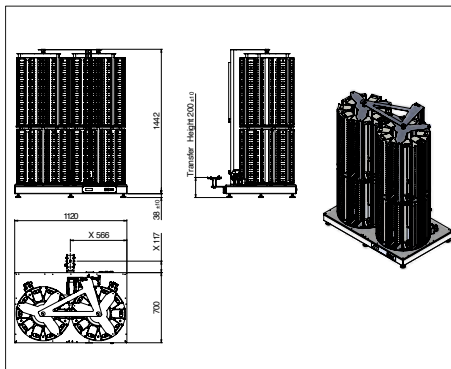
Accessories

	Order Nr.
Standard MTP cassette, 28 levels, pitch=23mm	9132 06 16
Deep-well cassette, 13 levels, pitch=50mm	9132 06 17
Custom Size cassette, nn levels, mm pitch (specify plate height)	9132 06 12
MTP cassette, 28 levels, pitch=23mm, all stainless steel	9132 06 13
Deep-well cassette, 13 levels, pitch=50mm, all stainless steel	9134 18 10
Custom Size cassette, nn levels, mm pitch, all stainless steel	9134 08 83
Standard MTP cassette, 22 levels, pitch=23mm	9111 05 00
Deep-well cassette, 10 levels, pitch=50mm	9111 05 42
Custom Size cassette, nn levels, mm pitch (specify plate height)	9118 12 31
MTP cassette, 22 levels, pitch=23mm, all stainless steel	9118 12 26
Deep-well cassette, 10 levels, pitch=50mm, all stainless steel	9118 12 27
Custom Size cassette, nn levels, mm pitch, all stainless steel	9118 12 33
Standard Transfer Station with integrated plate detection sensor	9118 02 75
90 degree turn station, rotates plate from portrait to landscape	9111 11 21
Swap transfer station with plate buffer function	9118 11 00
Slide transfer station for extended transfer reach motor up (170mm)	9111 12 28
Slide transfer station for extended transfer reach (300mm)	9111 07 81
Slide transfer station custom size (specify transfer reach 300 - 1000mm)	9118 12 30
Parallel Transfer Station	9111 09 92
Lift Station	9111 10 32
Step Turn Station	9111 11 21
Step Slide Station	9111 11 30
Shuttle Transfer Station Turn 90°, Custom Size (up to 1000mm)	9111 10 94
Slide Transfer Station 90°, Custom Size (up to 1000mm)	9111 10 95

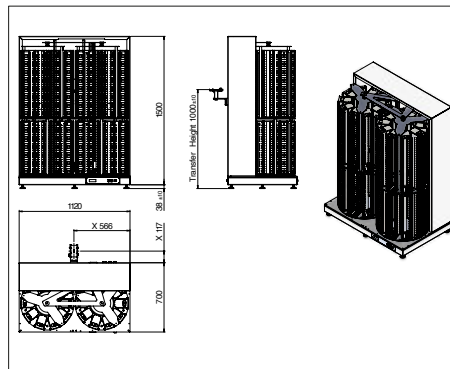
Capacity

Plate Type	Plate Height	Bi-Level Carousel	Single level carousel
NTP	5 mm	2060	2260
	11 mm	1360	1460
1536	12 mm	1260	1380
	17 mm	1000	1080
	22 mm	820	880
	23 mm	780	860
	24 mm	760	820
MTP	27 mm	680	740
	44 mm	460	500
	53 mm	360	420
DiTi200	66 mm	320	340
DiTi1000	104 mm	200	220

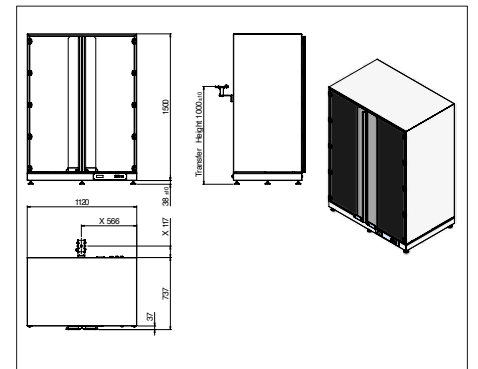
Dimensions



x Position varies depending on handling adjustment within chamber



x Position varies depending on handling adjustment within chamber



x Position varies depending on handling adjustment within chamber



www.liconic.com

Europe & International: LiCONiC AG, Liechtenstein
 UK & Nordic: LiCONiC UK Ltd, Manchester
 US & Asia: LiCONiC Inc, North Reading, MA
 © LiCONiC AG, 10.2024